



A GENDER BASED MARKET SURVEY ON PRESENT SCENARIO OF HYPERTENSIVE DRUGS IN ANANTAPURAMU

Rajesh Pavan. A*, K. B. Chandra Sekhar, C. Ramalakshi, P. Leelamrutha

Department of Pharmaceutics, JNTUA -Oil Technological and Pharmaceutical Research Institute, Anantapuramu, A.P, India

*Corresponding author E-mail: rajeshpawan18@gmail.com

ARTICLE INFO

ABSTRACT

Key Words

Hypertensive drugs
Anantapuramu
Present Scenario



The goal of this study was to estimate the prevalence of hypertension and the number of people of all ages (both sexes) with hypertension and their medication. Hypertensive Patients profiles of 100 members were used for this study. Among these 100 patients forty five were males and remaining were females. In Age group study, we conclude that among 100 patients with age between 46-60, 63% are found to have hypertension. In Frequency of checking hypertension study 70% number of patients were checking every month. In gender study among 100 patients 53% were males & 47% were females. In type of Dosage Form study among 100 Patients 93% patients were using solid dosage form & 7% patients were using injections. In Single drug combination study 26% patients were using atenolol. In Combination of Drug study among 100 patients 6% patients were using (Amlodipine+Atenolol) combination another 6% patients were using (Telmisartan+Hclthiazide) combination. In Duration of Disease study among 100 patients 79% patients were found to be between 1-5 years. In Hereditary study among 100 patients, 50% were found to be due Non-Hereditary, 21% were found to be due Hereditary remaining patients don't the reason for hypertension.

INTRODUCTION:

High Blood Pressure or Hypertension is one of the most important preventable causes of premature death worldwide. Even a blood pressure at the top end of the normal range increases the risk. As a consequence, high blood pressure is often called the "Silent Killer". There are two types. Primary or essential hypertension (97-98%) has no clear underlying cause but appears to be the result of interplay of

complex genetic and environmental factors. Secondary hypertension (2-3%) is caused by a specific underlying mechanism usually involving kidneys or endocrine system. Arterial hypertension is a common and preventable cardiovascular risk factor, leading to about 1.7 million deaths/year worldwide. In India, raised blood pressure increased from 5% in the 1960s to nearly 12% in 1990s, to more than 30% in 2008.

(Prabakaran, 2013; Dublin, 2011; Addo.J et al 2007)

MATERIALS AND METHOD:

Materials:

Hypertensive Patients profiles were used for the study. Among these 100 patients forty five are males and remaining are females.

Methodology: (K.H.Ushadevi et al, 2013; Tanuja V 2010; Kannan and T.S.Satyamoorthy 2009)

A) Study type

Gender based study.

B) Study site: Out-patient Pharmacy (OPP), of some nursing homes & some areas in Anantapuramu, A.P.

C) Study duration

The study was carried out from 26th February to 1st march 2014.

D) Inclusion and exclusion criteria

All the hypertensive patients who visited the OPP during the study period were enrolled in the study. In case if a patient has not taken medicines from our OPP, those patients were excluded.

E) Operational modality

Patients were enrolled in the study after getting a verbal informed consent. Patients were interviewed based on the study objectives. The details were entered in the structured patient profile form.

The filled patient profile form was analyzed for various parameters like age distribution and gender of patients, duration of hypertension, concurrent illness, family history of hypertension, number of drugs per prescription, average number of drugs prescribed, therapeutic category of drugs, class of anti-hypertension, types of preparations used, dosage form, duration of therapy and the prescribing indicators. (Mili Joshi, et al 2006) This is a short hypertensive patient survey. We collected data from patients with the following questionnaire.

1. Age

- A. 1-15
- B. 16-30

- C. 31-45
- D. 46-60
- E. Above 61

2. Sex

- A. Female
- B. Male

3. How often is your BP Checked?

- A. Once in a month
- B. Once in 2 month
- C. Once in 3 month
- D. Once in 4 year

4. How long have you had hypertension?

- A. Less than a year
- B. 1 to 5 years
- C. More than 5 years

5. Which Dosage form they are using?

- A. Tablets
- B. Injections
- C. Both

6. Which drug you are using for hypertension (Single drug)?

- A. Atenolol
- B. Amlodipine
- C. Telmisartan
- D. Losartan
- E. Hydro Chlorothiazide
- F. Methyldopa
- G. Hydralazine

7. Which drug you are using for hypertension (Combination of two Drugs)?

- A. Telmisartan & Hydrochlorothiazide
- B. Amlodipine & Atenolol
- C. Amlodipine & Telmisartan
- D. Lisinopril & Hydro Chlorothiazide
- E. Ramapril & Hydro Chlorothiazide
- F. Losartan & Ramipril
- G. Amlodipine & Lisinopril
- H. Amlodipine & Losartan

8. What is the family history of hypertension?

- A. Hereditary
- B. Non Hereditary and
- C. Don't know

RESULTS AND DISCUSSION:

Table 1: Classification of hypertension based on blood pressure

Status	Systolic pressure mm /Hg	Diastolic pressure Mm/Hg	Risk
Normal	<130	<85	None
Prehypertension	120 to 139	80 to 90	Slight
Stage1(mild)	140 to 159	90 to99	Long term
Stage2(moderate)	160 to 179	100 to109	50% in 5years
Stage3(severe)	180 to 209	110 to 119	40% in 2years
Stage4(very severe)	>210	>120	Emergency

Age range	Male	Female	Total
0-15	0	0	0
16-30	0	0	0
31-45	5	9	14
46-60	24	39	63
above60	12	11	23

Table 2: Age Group

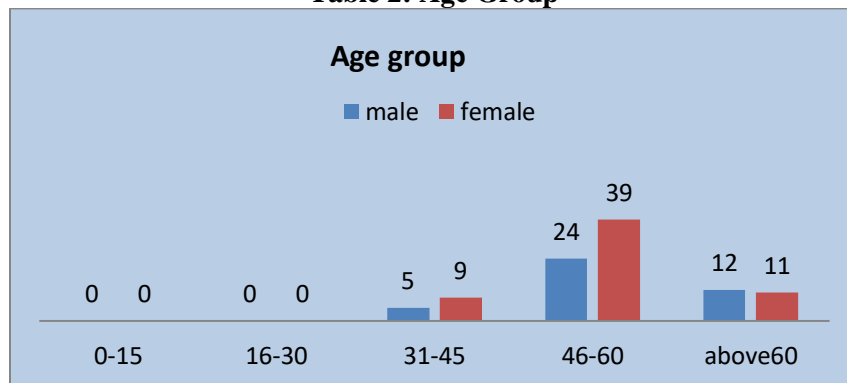


Fig 1: Age Group

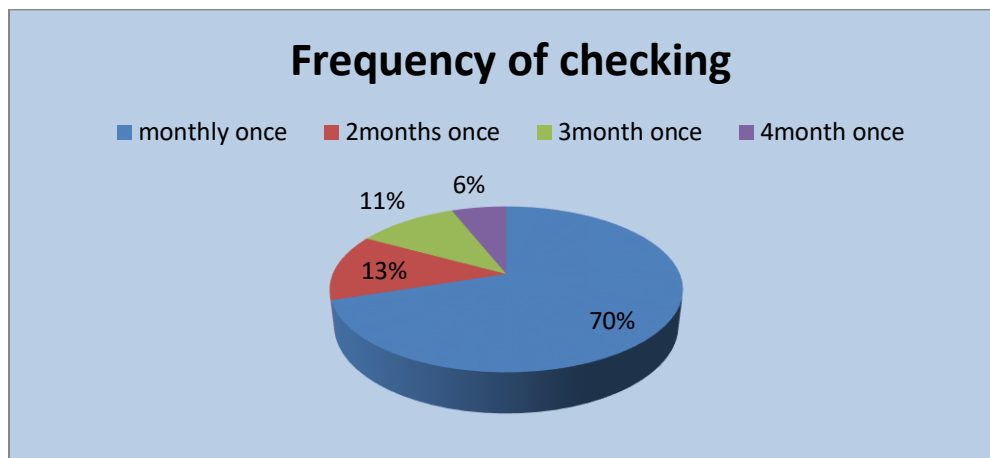


Fig 2: Frequency of Checking

Table 4: Gender

Males	Females	Total
53	47	100

Table 5: Type of Dosage Form

Type of dose	Male	Female	Total
Injection	4	3	7
Tablets	49	44	93

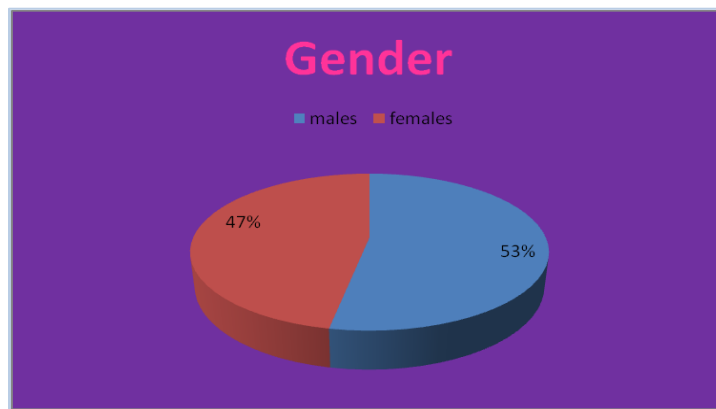


Fig 3: Gender

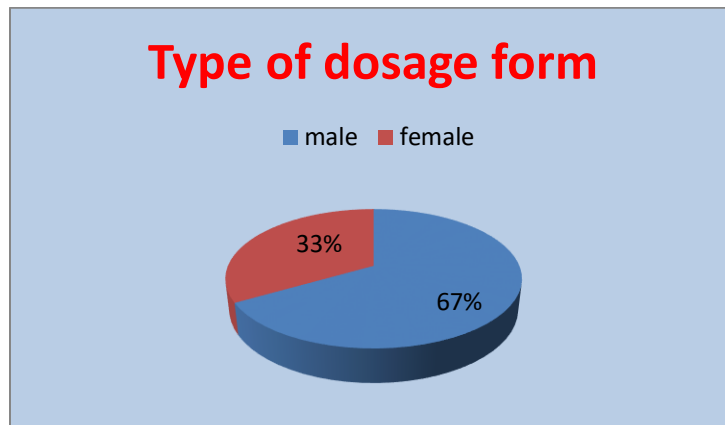


Fig 4: Type of Dosage Form

Single drug combination

Table 6: Single drug combination

S.No	Drug name	No.of patient	Male	Female
1	Atenolol	26	18	8
2	Amlodipine	5	1	4
3	Telmisartan	14	6	8
4	Losartan	3	1	2
5	Hydrochloro thiazide	1	1	0
6	Methyldopa	1	1	0
7	Labetalol	3	3	0
8	Nevibilol	3	2	1
9	Clinidine	1	0	1
10	Amlosartan	1	1	0
11	Na nitroprusside	1	0	1
12	Hydralazine	1	0	1
13	Atorvastatin	4	2	2
14	Verapamil	2	1	1
Total patients		66	37	29

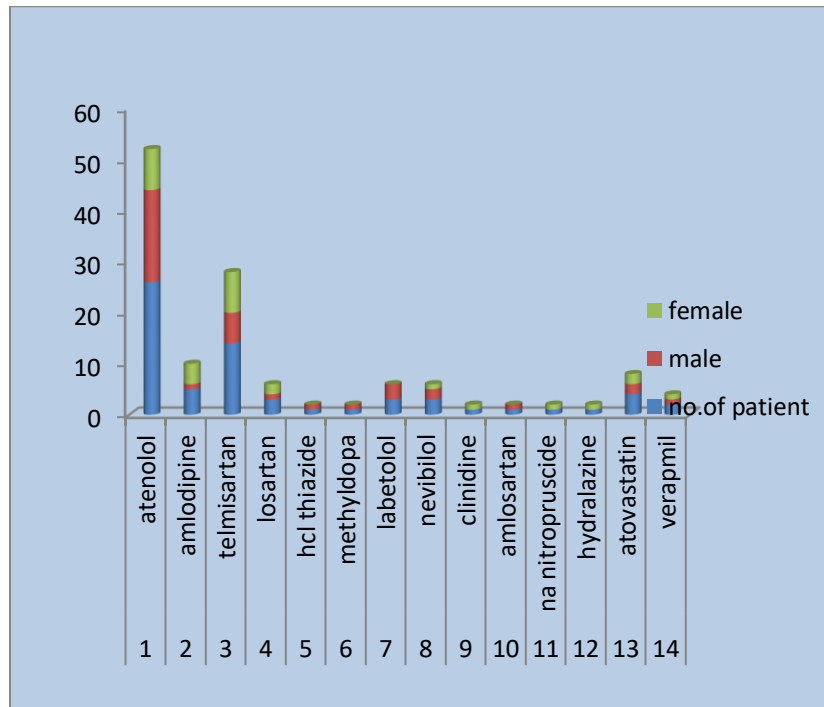


Fig 5: Single Drug Use

Combination of Drugs

Table.7 Combination of Drug

combination of drug	Male	Female	Total
Amlodipine+Atenolol	2	4	6
Amlodipine+Telmisartan	2	1	3
Telmisartan+Hclthiazide	4	2	6
Ramipril +Hcl Thiazide	1	1	2
Losartan+ Ramipril	0	1	1
Losartan+Amlodipine	1	3	4
Lisinopril+ Hclthiazide	1	0	1
Amlodipine+Lisinopril	0	1	1
Losartan+Hclthiazide	1	0	1
Atenolol+Nevibinol	1	1	2
TOTAL	13	14	27

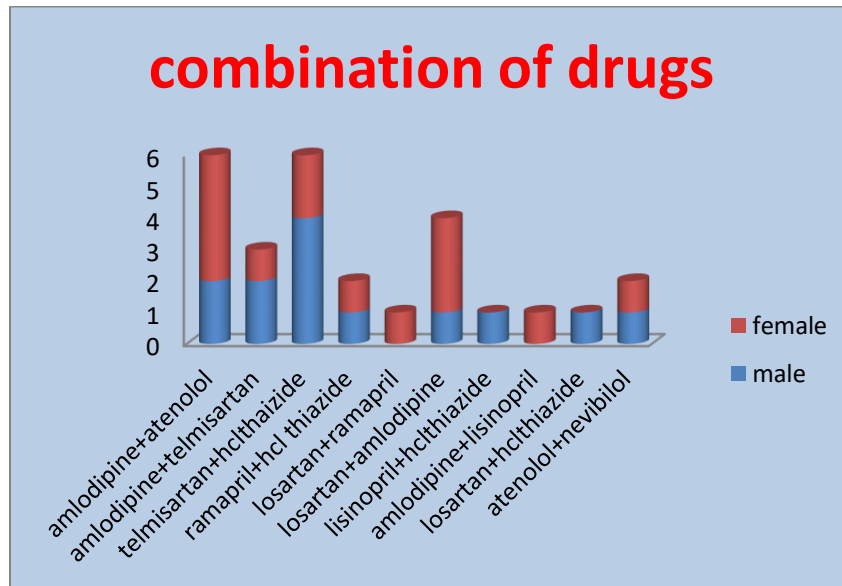


Fig 6: Combination of Drugs

Duration of disease

Table 8: Duration of Disease

S.NO	YEARS	PATIENT NO
1	Less Than Year	0
2	1-5 Years	79
3	Above 5 Years	21
	Total	100

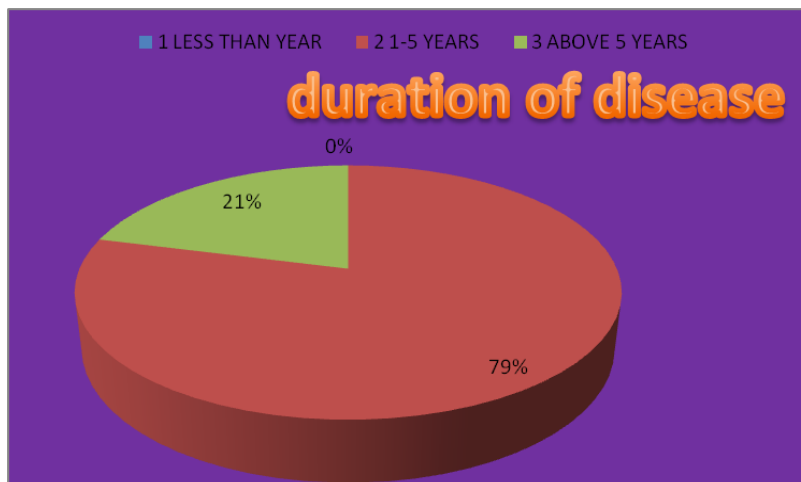


Fig 7: Duration of Disease

Hereditary & Non Hereditary

Table 9: Hereditary & Non Hereditary

Sex	Non Hereditary	Hereditary	Don't Know
Male	24	11	18
Female	26	10	11
Total	50	21	29

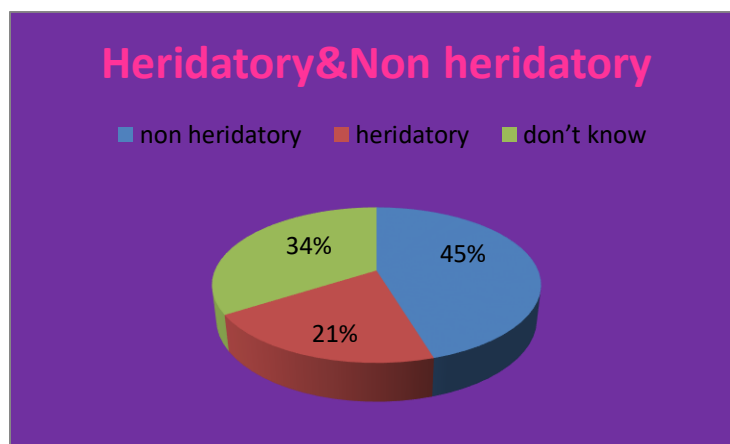


Fig 8: Hereditary and Non Hereditary

CONCLUSION:

From this market survey on few hypertensive patients we are concluding following. In Age group study, we conclude that among 100 patients with age between 46-60%, 63% are found to

have hypertension. In Frequency of Checking hypertension study 70% of patients were checking every month. In gender study among 100 patients 53% were males & 47% were females. In type of Dosage Form study among 100

Patients 93% patients were using solid dosage form & 7% patients were using injections. In Single drug combination study 26% patients were using atenolol. In Combination of Drug study among 100 patients 6% patients were using (Amlodipine + Atenolol) combination another 6% patients were using Telmisartan and Hydrochlorothiazide combination. In Duration of Disease study among 100 patients 79% patients were found be between 1-5 years. In Hereditary study among 100 patients, 50 % were found to be due Hereditary remaining patients don't the reason for hypertension.

Journal Of Science, Engineering And Technology, 2006, Vol 1(1).

7. Tanuja V. Hooli, Drug Utilization Study of Antihypertensive In obstetric Practice in Tertiary Care Hospital, 2010, Vol 1(3).

REFERENCES:

1. Prabakaran J Int J Res Dev Health, 2013, 1(2)
2. Addo J, Smeeth L & Lean DA 2007 Hypertension in Sub-Sahara Africa: A Systematic Review Hypertension. ; 50:1012.WHO Indian J Med Res 137, April 2013, p no 627-631
3. Dublin, National Medicines Information Centre, 2011, 17(5).
4. K. H. Usha devi, S. Rubiya, E. Vigneshwaran, Y.Padmanabha Reddy, Drug Use Evaluation of Antihypertensive Medications in our Patients in a Secondary Care Hospital, AJPCR, Vol 6 (2). 2013
5. Kannan. T. S. Satyamoorthy, An Epidemiological Study of Hypertension In A Rural Household Community, Sri Ramachandra Journal Of Medicine, June 2009, VOL 1(1)
6. Mili Joshi, Rao B.S., Khan G.M., Study Of Drug Use In Essential Hypertension And Their Compliance, Kathmandu University